Prepared for: **City of Auburn**

Traffic Count Consultants, Inc.

Phone: (425) 861-8866 FAX: (425) 861-8877 E-Mail: Team@tc2inc.com

WBE/DBE

Intersection: 51st Ave S & S 296th St
Location: Auburn, Washington

Date of Count: Tue 6/07/2011
Checked By: Jess

Time Interval	From North on (SB) 51st Ave S				From South on (NB) 51st Ave S				From East on (WB) S 296th St				From West on (EB) 0				Interval Total
Ending at	T	L	S	R	T	L	S	R	T	L	S	R	T	L	S	R	
7:15 A	0	18	31	0	1	0	97	22	3	12	0	18	0	0	0	0	198
7:30 A	1	18	45	0	2	0	163	19	0	8	0	18	0	0	0	0	271
7:45 A	2	22	78	0	3	0	122	36	2	11	0	20	0	0	0	0	289
8:00 A	2	25	28	0	2	0	69	31	0	18	0	20	0	0	0	0	191
8:15 A	0	21	24	0	1	0	62	26	1	11	0	12	0	0	0	0	156
8:30 A	4	18	37	0	2	0	55	14	2	7	0	19	0	0	0	0	150
8:45 A	3	16	50	0	0	0	59	21	3	9	0	12	0	0	0	0	167
9:00 A	1	21	46	0	2	0	61	13	1	8	0	12	0	0	0	0	161
9:15 A	0	0	0	0	0	0	0	0	0	0	0	0	0	0	0	0	0
9:30 A	0	0	0	0	0	0	0	0	0	0	0	0	0	0	0	0	0
9:45 A	0	0	0	0	0	0	0	0	0	0	0	0	0	0	0	0	0
10:00 A	0	0	0	0	0	0	0	0	0	0	0	0	0	0	0	0	0
Survey	13	159	339	0	13	0	688	182	12	84	0	131	0	0	0	0	1583
Peak Hour:			7:00		to		8:00										
Total	5	83	182	0	8	0	451	108	5	49	0	76	0	0	0	0	949
Approach			265				559				125				0		949
%HV			1.9%				1.4%				4.0%				n/a		1.9%
PHF			0.66				0.77				0.82				n/a		0.82



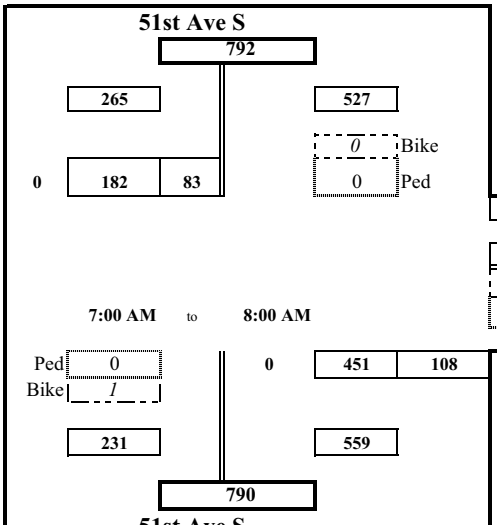

PEDs across	N	S	E	W	
INT 01			1		1
INT 02			1		1
INT 03					0
INT 04					0
INT 05		2			2
INT 06					0
INT 07	1				1
INT 08			2		2
INT 09					0
INT 10					0
INT 11					0
INT 12					0
	1	2	4	0	7

Bicycles From:	N	S	E	W	
INT 01					0
INT 02			2		2
INT 03		1			1
INT 04					0
INT 05		1			1
INT 06					0
INT 07		1			1
INT 08					0
	0	3	2	0	5

1156 1.0 PHF Peak Hour Volume

		PHF	%HV
	EB	n/a	n/a
Check	WB	0.82	4.0%
In: 949	NB	0.77	1.4%
Out: 949	SB	0.66	1.9%
	Intersection	0.82	1.9%

Special Notes:

AUB11033M_18a

Prepared for: **City of Auburn**

Traffic Count Consultants, Inc.

Phone: (425) 861-8866 FAX: (425) 861-8877 E-Mail: Team@tc2inc.com

WBE/DBE

Intersection: 51st Ave S & S 296th St
Location: Auburn, Washington
Date of Count: Tue 6/07/2011
Checked By: Jess

Time Interval	From North on (SB) 51st Ave S				From South on (NB) 51st Ave S				From East on (WB) S 296th St				From West on (EB) 0				Interval Total
Ending at	T	L	S	R	T	L	S	R	T	L	S	R	T	L	S	R	
4:15 P	0	21	66	0	3	0	54	13	0	35	0	33	0	0	0	0	222
4:30 P	0	16	79	0	2	0	52	13	0	20	0	18	0	0	0	0	198
4:45 P	1	24	74	0	0	0	49	18	0	35	0	39	0	0	0	0	239
5:00 P	0	21	87	0	2	0	37	19	0	28	0	34	0	0	0	0	226
5:15 P	0	26	91	0	2	0	40	10	0	32	0	21	0	0	0	0	220
5:30 P	0	22	95	0	1	0	40	18	2	41	0	23	0	0	0	0	239
5:45 P	0	17	92	0	0	0	39	16	0	27	0	26	0	0	0	0	217
6:00 P	0	17	62	0	2	0	38	18	0	37	0	15	0	0	0	0	187
6:15 P	0	0	0	0	0	0	0	0	0	0	0	0	0	0	0	0	0
6:30 P	0	0	0	0	0	0	0	0	0	0	0	0	0	0	0	0	0
6:45 P	0	0	0	0	0	0	0	0	0	0	0	0	0	0	0	0	0
7:00 P	0	0	0	0	0	0	0	0	0	0	0	0	0	0	0	0	0
Survey	1	164	646	0	12	0	349	125	2	255	0	209	0	0	0	0	1748
Peak Hour:			16:30				to				17:30						
Total	1	93	347	0	5	0	166	65	2	136	0	117	0	0	0	0	924
Approach			440				231				253				0		924
%HV			0.2%				2.2%				0.8%				n/a		0.9%
PHF			0.94				0.86				0.85				n/a		0.97

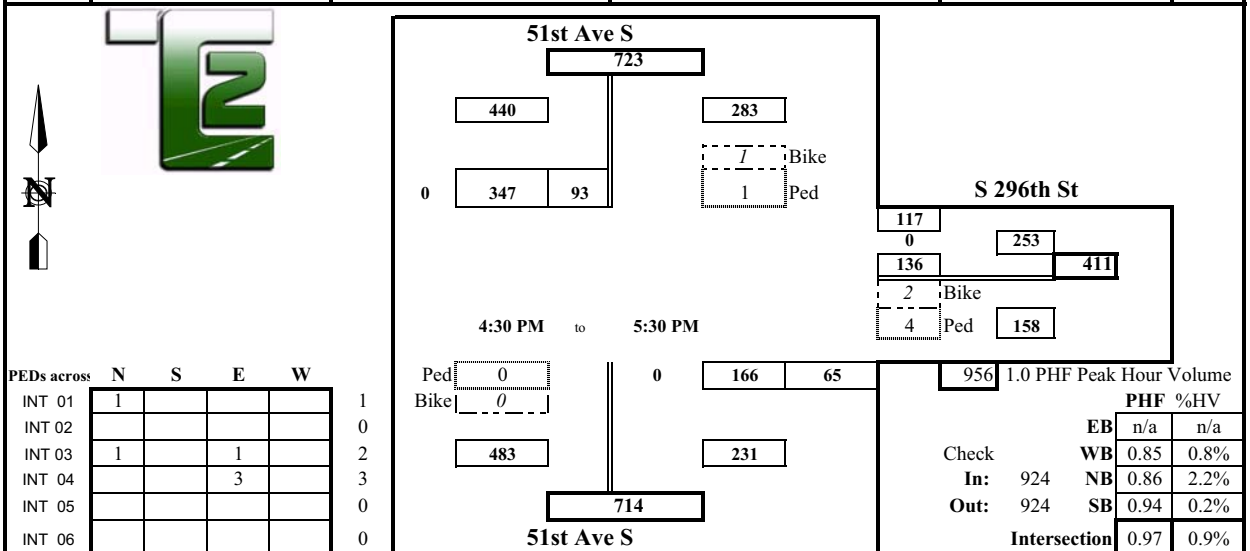

PEDs across	N	S	E	W	
INT 01	1				1
INT 02					0
INT 03	1		1		2
INT 04			3		3
INT 05					0
INT 06					0
INT 07		2			2
INT 08					0
INT 09					0
INT 10					0
INT 11					0
INT 12					0
	2	2	4	0	8

	PHF	%HV
EB	n/a	n/a
WB	0.85	0.8%
NB	0.86	2.2%
SB	0.94	0.2%
Intersection	0.97	0.9%

Check In: 924 Out: 924

Bicycles From:	N	S	E	W	
INT 01					0
INT 02					0
INT 03			2		2
INT 04					0
INT 05	1				1
INT 06					0
INT 07					0
INT 08					0
	1	0	2	0	3

Special Notes:

AUB11033M_18p